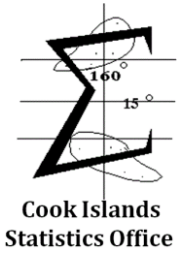




MINISTRY OF FINANCE AND ECONOMIC MANAGEMENT
GOVERNMENT OF THE COOK ISLANDS
COOK ISLANDS
STATISTICAL BULLETIN

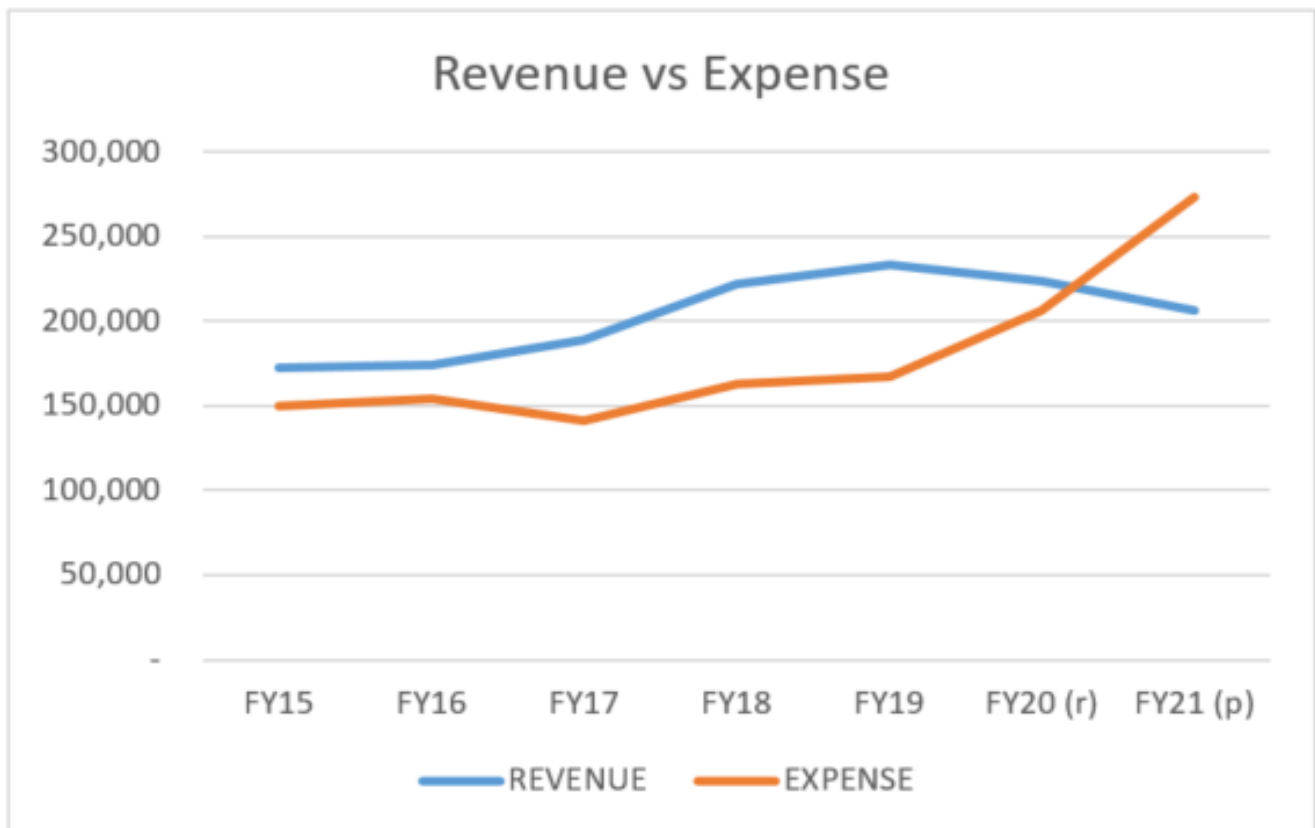


GOVERNMENT FINANCE STATISTICS/
FY20/21

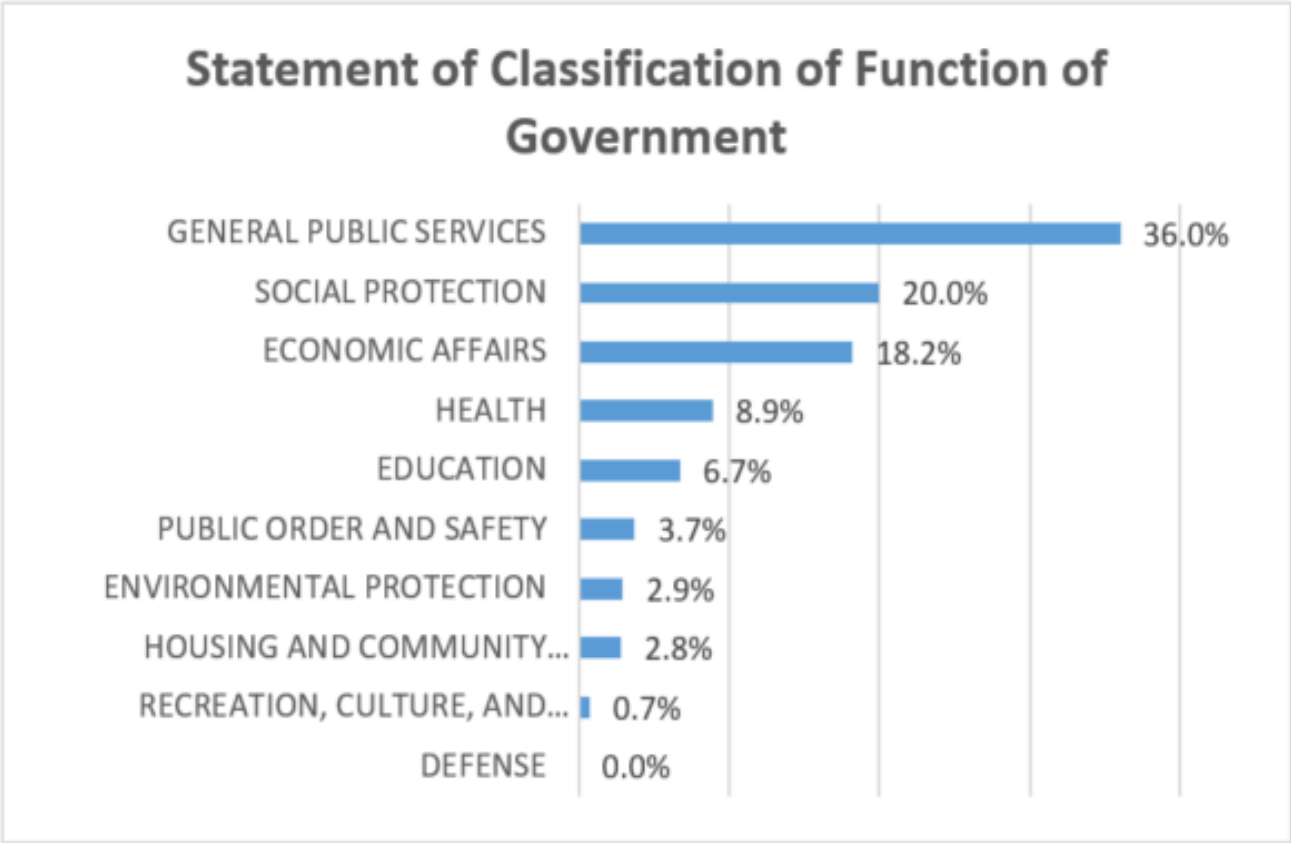
This data series presents a preliminary unaudited statement of Cook Islands government operations and classifications of the functions of government (COFOG) over one fiscal year.

The total government revenue for the year 2020/2021 was \$206.2 million. A decrease of 7.9 percent in revenue, when compared to FY19/20, was evident due to the borders remaining closed throughout the fiscal year.

Government expenditure, for the current fiscal year, was \$273.5 million, with the largest contribution coming from 'general public services.' As a result of the pandemic, the total net operating balance for the fiscal year led to a negative value of \$67.3 million.



As shown in the graph below, classification of functions of government resulted in a total of \$273.5 million. The largest activity was seen in the general public services with a contribution of 36 percent. Social protection and economic affairs followed closely with a contribution of 20 percent and 18 percent respectively.



Further information about this release can be obtained from the Statistics Office.

Taggy Tangimetua
Government Statistician
December 2020