



2009 PACIFIC MINI-GAMES LIMITED

ANNUAL REPORT

FOR THE YEAR ENDED 30 JUNE 2010

2009 PACIFIC MINI-GAMES LIMITED
ANNUAL REPORT
FOR THE YEAR ENDED 30 JUNE 2010

CONTENTS

Directory	3
Statement of Responsibility	4
Audit Report	5 - 6
Statement of Financial Performance	7
Statement of Financial Position	8
Statement of Changes in Equity	9
Statement of Cash Flows	10 - 11
Notes to the Financial Statements	12-17

2009 PACIFIC MINI-GAMES LIMITED

DIRECTORY

Minister

Honourable Mark Brown
Minister of Finance

Chief Executive Officer

Mac Mokoroa

Business Address

C/- Office of the Prime Minister
Private Bag
Rarotonga
COOK ISLANDS

Auditor

KPMG

Banker

Bank of the Cook Islands
Westpac

Solicitor


Crown Law Office
Tim Arnold

2009 PACIFIC MINI-GAMES LIMITED

STATEMENT OF RESPONSIBILITY

In terms of Section 96 of the 2009 Pacific Mini Games Articles of Association, I am responsible for the preparation of the 2009 Pacific Mini-Games Limited's financial statements and the judgements made in the process of producing those statements.

In my opinion, subject to the disclaimer included within the audit report on pages 5-6, these financial statements fairly reflect the financial position and operations of the company for the year ended 30 June 2010 in accordance with International Public Sector Accounting Standards.



Richard Neves
Financial Secretary

30/6/14

Date



Mark Brown
Minister of Finance

Date

Independent auditor's report

To the Financial Secretary of 2009 Pacific Mini Games Limited

Report on the financial statements

We were engaged to audit the accompanying financial statements of 2009 Pacific Mini Games Limited ("the company") on pages 7 to 17. The financial statements comprise the statement of financial position as at 30 June 2010, the statements of financial performance, changes in equity and cash flows for the year then ended, and a summary of significant accounting policies and other explanatory information.

Financial Secretary's responsibility for the financial statements

The Financial Secretary is responsible for the preparation of financial statements in accordance with Internal Public Sector Accounting Standards (IPSAS) issued by the International Public Sector Accounting Standards Board, that give a true and fair view of the matters to which they relate and for such internal control as the Financial Secretary determines is necessary to enable the preparation of financial statements that are free from material misstatement whether due to fraud or error.

Auditor's responsibility

Our responsibility is to express an opinion on these financial statements based on conducting the audit in accordance with International Standards on Auditing (New Zealand) and International Standards on Auditing. Because of the matter described in the Basis for Disclaimer of Opinion paragraph, however, we were not able to obtain sufficient appropriate audit evidence to provide as basis for an audit opinion.

Other than in our capacity as auditor we have no relationship with, or interest in, the company.

Basis for disclaimer of opinion

An audit would ordinarily involve performing procedures to obtain audit evidence about the amounts and disclosures in the financial statements. The procedures selected would ordinarily depend on the auditor's judgement, including the assessment of the risks of material misstatement of the financial statements, whether due to fraud or error. In making those risk assessments, the auditor considers internal control relevant to the company's preparation of the financial statements that give a true and fair view of the matters to which they relate in order to design audit procedures that are appropriate in the circumstances, but not for the purpose of expressing an opinion on the effectiveness of the company's internal control.

We were first appointed auditors of the company after 30 June 2010 and were not able to access many of the accounting records pertaining to periods prior to 30 June 2009 as a consequence of incomplete and missing accounting records due to corrupted data files, water damage, lost records and various management changes. We were unable to undertake any audit procedures or satisfy ourselves by alternative means on opening balances to determine whether any material errors exist at the prior period end that may affect the current year's financial statements. We are unable to confirm whether appropriate accounting policies have been consistently applied in the current period's financial statements.

In addition, the accounting records for the financial year ended 30 June 2010 were incomplete and not adequately maintained so as to provide an adequate audit trail. Consequently we were unable to confirm or verify by alternative means the completeness, existence or accuracy of the following elements in the financial statements:

- Sponsorship in kind revenue and offsetting expense amounting to \$1,707,078
- Trading revenue amounting to \$61,493
- Personnel expenses amounting to \$93,196
- Other expenses amounting to \$4,206,572
- Creditors and other payables amounting to \$82,440

We were also unable to carry out all the procedures we considered necessary under the circumstances over manual journal entries and subsequent events.

As a result of these matters, the scope of our audit was limited and we were unable to determine whether any adjustments might have been found necessary in respect of the accounts mentioned above and the elements making up the statement of financial performance, statement of financial position, changes in equity and statement of cash flow.

Disclaimer of opinion

Because of the significance of the matters described in the Basis for Disclaimer of Opinion paragraph, we have not been able to obtain sufficient appropriate audit evidence to provide a basis for an audit opinion. Accordingly, we do not express an opinion on the financial statements on pages 7 and 17.

Emphasis of matter

We draw attention to Note 1 to the financial statements which describes that the going concern basis of preparing the financial statements has not been applied because the company has ceased operations and has been struck off the Cook Islands Companies Register. The financial statements have been prepared on a non-going concern basis applying the requirements of IPSAS taking into account that the company is not expected to continue as a going concern in the foreseeable future.

Other matter

The financial statements of 2009 Pacific Mini Games Limited, for the year ended 30 June 2009, were not audited.

2009 PACIFIC MINI-GAMES LIMITED

**STATEMENT OF FINANCIAL PERFORMANCE
FOR THE YEAR ENDED 30 JUNE 2010**


In New Zealand Dollars	Notes	2010	2009 (unaudited)
Revenue			
Revenue		2,516,405	1,862,500
Trading Revenue		61,493	-
Sponsorship Revenue		525,104	-
Sponsorship in kind		1,707,078	-
Per Diems Revenue		327,695	-
Other Revenue	2	2,451	(809,680)
Total Revenue		<u>5,140,226</u>	<u>1,052,820</u>
Expenditure			
Personnel expenses	7	93,196	131,972
Net Loss on Disposal of PPE		291,404	-
Goods & Services in Kind		1,707,078	-
Depreciation / Amortisation		233,376	-
Finance Costs		1,843	399
Other Expenses	3	3,679,954	920,449
Total Expenditure		<u>6,006,851</u>	<u>1,052,820</u>
Operating Surplus		<u>(866,625)</u>	<u>-</u>
Net Surplus / (Deficit)		<u><u>(866,625)</u></u>	<u><u>-</u></u>


The accompanying notes should be read in conjunction with these Financial Statements.

2009 PACIFIC MINI-GAMES LIMITED

STATEMENT OF FINANCIAL POSITION
AS AT 30 JUNE 2010

In New Zealand Dollars	Notes	2010	2009 (unaudited)
Equity			
Accumulated surplus / deficits		(866,625)	-
Accumulated surplus / deficits		883,545	883,545
TOTAL EQUITY		<u><u>16,920</u></u>	<u><u>883,545</u></u>
Represented by:			
Current Assets			
Cash and Equivalents	4	93,341	688
Debtors and Other Receivables	5	<u>6,019</u>	<u>1,124,363</u>
		<u>99,360</u>	<u>1,125,051</u>
Non-Current Assets			
Property, Plant, and Equipment	13(a) , 13(b)	<u>-</u>	<u>530,799</u>
		<u>-</u>	<u>530,799</u>
TOTAL ASSETS		<u><u>99,360</u></u>	<u><u>1,655,850</u></u>
Current Liabilities			
Creditors and Other Payables	6	<u>82,440</u>	<u>772,305</u>
		<u>82,440</u>	<u>772,305</u>
TOTAL LIABILITIES		<u><u>82,440</u></u>	<u><u>772,305</u></u>
NET ASSETS		<u><u>16,920</u></u>	<u><u>883,545</u></u>


 Richard Neves
Financial Secretary
 Date 30/6/14


 Mark Brown
Minister of Finance
 Date _____

The accompanying notes should be read in conjunction with these Financial Statements.

2009 PACIFIC MINI-GAMES LIMITED

STATEMENT OF CHANGES IN EQUITY
FOR THE YEAR ENDED 30 JUNE 2010

In New Zealand Dollars	Accumulated Surplus / Deficit	Contributions from Crown	Total Equity
Balance as at 30 June 2009 brought forward	-	883,545	883,545
Changes in equity for the year:			
Changes in equity for the year:	(866,625)		(866,625)
Capital funding from the Crown		-	-
BALANCE AS AT 30 JUNE 2010	<u>(866,625)</u>	<u>883,545</u>	<u>16,920</u>

2009 PACIFIC MINI-GAMES LIMITED

STATEMENT OF CHANGES IN EQUITY
FOR THE YEAR ENDED 30 JUNE 2009

(unaudited)

In New Zealand Dollars	Accumulated Surplus / Deficit	Contributions from Crown	Total Equity
Balance as at 30 June 2008 brought forward	-	-	-
Changes in equity for the year:			
Net surplus / (deficit) for the year	-		-
Capital funding from the Crown		883,545	883,545
BALANCE AS AT 30 JUNE 2009	<u>-</u>	<u>883,545</u>	<u>883,545</u>

The accompanying notes should be read in conjunction with these Financial Statements.

2009 PACIFIC MINI-GAMES LIMITED

STATEMENT OF CASH FLOWS
FOR THE YEAR ENDED 30 JUNE 2010

In New Zealand Dollars	2010	2009 (unaudited)
Cash Flows From Operating Activities		
<i>Cash was provided from:</i>		
Crown Appropriation	2,632,360	805,088
<i>Cash was provided from:</i>		
Crown Appropriation	525,104	-
Interest Received	342,733	-
Per Diem	1,797	2,670
	327,695	-
	<u>3,829,689</u>	<u>807,758</u>
 <i>Cash was applied to:</i>		
Payments to Employees	93,196	130,718
VAT Paid	-	93,230
Interest Paid	1,843	566
Aid Expenses	-	-
Payments to Suppliers	3,641,995	723,919
	<u>3,737,034</u>	<u>948,433</u>
 Net Cash Flows from Operating Activities	<u>92,655</u>	<u>(140,675)</u>
 Cash Flows from Investing Activities		
<i>Cash was provided from:</i>		
Sale of Fixed Assets	-	-
	<u>-</u>	<u>-</u>
 <i>Cash was applied to:</i>		
Purchase of Fixed Assets	-	919,133
	<u>-</u>	<u>919,133</u>
 Net Cash Flows from Investing Activities	<u>-</u>	<u>(919,133)</u>
 Cash Flows From Financing Activities		
<i>Cash was provided from:</i>		
Capital funding from Crown	-	943,351
	<u>-</u>	<u>943,351</u>
 Net Cash Flows from Financing Activities	<u>-</u>	<u>943,351</u>
 Net Increase/(Decrease) in Cash Held	92,655	(116,457)
 Opening Cash Balances	687	117,144
 Closing Cash Balance	<u>93,341</u>	<u>687</u>

The accompanying notes should be read in conjunction with these Financial Statements.

2009 PACIFIC MINI-GAMES LIMITED

STATEMENT OF CASH FLOWS
FOR THE YEAR ENDED 30 JUNE 2010

In New Zealand Dollars	2010	2009 (unaudited)
Reconciliation of Net Surplus to Cash Flows from Operating Activities		
Reported Surplus/(Deficit)	(866,625)	-
<i>Add / (less): Non-cash items</i>		
Depreciation	233,377	-
(Gain)/Loss on Sale of Assets	291,404	-
	<u>(341,844)</u>	<u>-</u>
<i>Add / (less): Movements in working capital items</i>		
(Increase) / decrease in Crown Receivables	843,423	(821,654)
(Increase) / decrease in Sundry Debtors	280,586	(280,586)
(Increase) / decrease in VAT Receivable	354	(751)
Increase / (decrease) in Accounts Payable	(40,748)	149,966
Increase / (decrease) in VAT Payable	78,352	-
Increase / (decrease) in Crown Payable	(727,468)	812,350
	<u>434,500</u>	<u>(140,675)</u>
Net Cash Flows from Operating Activities	<u>92,656</u>	<u>(140,675)</u>

The accompanying notes should be read in conjunction with these Financial Statements.

2009 PACIFIC MINI-GAMES LIMITED

**NOTES TO THE FINANCIAL STATEMENTS
FOR THE YEAR ENDED 30 JUNE 2010**

Note 1: Statement of Accounting Policies

Basis of Preparation

(i) Reporting Entity

These financial statements are for the 2009 Pacific Mini-Games Limited which is a company registered under the Companies Act 1970-71.

(ii) Statement of Compliance

These financial statements have been prepared in accordance with the International Public Sector Accounting Standards issued by the International Public Sector Accounting Standards Board (IPSASB).

(iii) Measurement Base

The company is no longer trading and was struck off the company register on 4 October 2010. Accordingly, the company is no longer a going concern. The financial statements have been prepared on a non-going concern basis. In preparing the financial statements on an alternative basis, the company has continued to apply the requirements of IPSAS taking into account that the Company is not expected to continue as a going concern in the foreseeable future and the net assets are valued at their realisable value where applicable.

These financial statements have been prepared using the historical cost method to report results, cashflows and the financial position of the 2009 Pacific Mini-Games Limited. The financial statements have been prepared under the accrual basis of accounting and are presented in New Zealand dollars rounded to the nearest dollar.

Significant Accounting Policies

The following accounting policies, which significantly affect the measurement of financial performance, financial position and cash flows have been applied:

(i) Revenue

The 2009 Pacific Mini-Games Limited derives revenue from the Crown for the provision of services to the Crown in the form of the production of certain outputs. Revenue is also provided from the provision of services to third parties. All such revenue is recognised when it is earned.

Interest income is recognized on a time proportion basis that takes into account the effective yield on the asset

(ii) Expenses

Expenses are recognised when incurred and are reported in the financial period to which they relate.

(iii) Taxation

The company is exempt from the payment of income tax under Section 42 (i) of the Income Tax Act 1997. Accordingly, no charge for income tax has been provided for.

2009 PACIFIC MINI-GAMES LIMITED

NOTES TO THE FINANCIAL STATEMENTS (continued)
FOR THE YEAR ENDED 30 JUNE 2010

Significant Accounting Policies (continued)

(iv) Plant, Property, and Equipment

Plant, property and equipment are recorded at cost less accumulated depreciation.

The cost of purchased plant, property, and equipment is the value of the consideration given to acquire the assets and the value of other directly attributable costs which have been incurred in bringing the assets to the location and condition necessary for their intended service.

When an item of plant, property and equipment is disposed, the gain or loss associated with that item will be recognised in the Statement of Financial Performance.

Depreciation of plant, property, and equipment is provided on a straight line basis so as to allocate the cost of assets to their estimated residual value over their estimated useful lives. Typically, the estimated useful lives are:

Furniture and Fittings	4 - 10 years
Sports Equipment	3 - 4 years

(v) Foreign Currencies

Foreign currency transactions are recorded at the exchange rates in effect at the date of the transaction. Monetary assets and liabilities arising from trading transactions or overseas borrowings are translated at closing rates. Gains and losses due to currency fluctuations on these items are included in the Statement of Financial Performance.

(vi) Financial Instruments

Financial instruments primarily consist of bank balances, receivables and payables. Gains and losses in relation to all financial instruments are recognised in the Statement of Financial Performance.

(vii) Commitments

Future expenses and liabilities to be incurred on contracts that have been entered into at balance date are disclosed as commitments to the extent that there are equally unperformed obligations.

(viii) Contingent Liabilities

Contingent liabilities are disclosed at the point at which the contingency is evident.

(ix) Cash and Equivalents

Cash and Equivalents include cash on hand and deposits on call with the bank.

2009 PACIFIC MINI-GAMES LIMITED

**NOTES TO THE FINANCIAL STATEMENTS (continued)
FOR THE YEAR ENDED 30 JUNE 2010**

Significant Accounting Policies (continued)

(x) **Statement of Cash Flows**

Cash is considered to be cash balances on hand and current accounts in banks, net of bank overdrafts.

Operating activities include cash received from all income sources of the 2009 Pacific Mini-Games Limited and record the cash payments made for the supply of goods and services.

Investing activities are those activities relating to the acquisition, holding and disposal of fixed assets and investments.

Financing activities comprise capital injections by, or repayment of capital to, the Crown.

(xi) **Value Added Tax (VAT)**

All statements of account are exclusive of VAT. The Statement of Financial Position is exclusive of VAT except for payables and receivables which are stated VAT inclusive as these represent the total amount to be paid or collected by the Ministry to or from third parties.

The amount of VAT owing to or from the Revenue Management Division at balance date, being the difference between Output VAT and Input VAT, is included in payables or receivables as appropriate.

(xii) **Trade Receivables**

Trade receivables are carried at the original invoice amount less any provision for doubtful debts. Provisions for doubtful debts are based on a review of outstanding amounts as at year-end. Bad debts are written off in the period it is identified.

(xiii) **Trade Creditors**

Trade creditors are carried at the original invoice amount.

Changes in Accounting Policies

There have been no changes in accounting policies since the date of the last audited Financial Statements

2009 PACIFIC MINI-GAMES LIMITED

NOTES TO THE FINANCIAL STATEMENTS
FOR THE YEAR ENDED 30 JUNE 2010

	2010	2009 (unaudited)
Note 2: Other Revenue		
Interest Received	1,797	2,670
Other	654	(812,350)
Total Other Income	<u>2,451</u>	<u>(809,680)</u>
Note 3: Other Expenses		
Catering	1,650,352	68,046
Note 3: Communication	3,520	13,548
Computer Expenses	34,197	-
CINA	-	52,600
CISNOC	15,496	13,165
Freight and Postage	60,328	-
Insurance	33,424	-
Repairs and Maintenance	176,925	9,138
Fuel and Oil	11,878	3,223
Motor Vehicles Expense	243,426	-
Office Supplies / Consumables	69,178	20,817
Electricity	9,548	1,544
Entertainment	20,819	633
Professional Services	9,329	68,828
Travel	100,388	28,418
Transportation	164,205	-
Accommodation	246,040	-
WNYC	82,035	42,941
Broadcasting	177,901	73,126
Advertising, Marketing, and Promotion	156,937	61,507
Apparel	71,930	95,112
Other	342,098	367,803
Total Other Expenses	<u>3,679,954</u>	<u>920,449</u>
Note 4: Cash and Equivalents		
Bank Balances	93,341	388
Petty Cash	-	300
Total Cash and Equivalents	<u>93,341</u>	<u>688</u>
Note 5: Debtors and Other Receivables		
Accounts Receivable	6,019	-
VAT Receivable	-	354
Sundry Debtors and Receivables	-	280,586
Crown Receivable	-	843,423
Total Debtors and Other Receivables	<u>6,019</u>	<u>1,124,363</u>
Note 6: Creditors and Other Payables		
Accounts Payable	4,090	44,837
Sundry Creditors and Accruals	-	-
VAT Payable	78,350	-
Accrued Payroll	-	-
Crown Payable	-	727,468
Total Creditors and Other Payables	<u>82,440</u>	<u>772,305</u>

These accompanying notes should be read in conjunction with the Financial Statements.

2009 PACIFIC MINI-GAMES LIMITED

NOTES TO THE FINANCIAL STATEMENTS
FOR THE YEAR ENDED 30 JUNE 2010

	2010	2009 (unaudited)
Note 7: Personnel Expense Reconciliation		
Wages and Salaries	93,196	131,972
Total Personnel Costs	<u>93,196</u>	<u>131,972</u>

Note 8: Related Parties

The 2009 Pacific Mini-Games Limited is a wholly owned entity of the Crown, however, the Government protects it through its legislation from undue influence and significant control. The Crown provides the Office with significant funding in the form of an annual appropriation to assist the Office in discharging its duties and obligations. The Office also enters into transactions with other Government ministries, Crown agencies and State Owned Enterprises in an arms-length basis. As such, these do not need to be disclosed.

Note 9: Financial Instruments

Currency, Interest Rate and Credit Risks

i) Currency

The company undertakes transactions denominated in foreign currencies from time to time and resulting from these activities, exposures in foreign currency arise.

ii) Interest Rate

There is no significant exposure to interest rate risk.

iii) Concentrations of Credit Risk

In the normal course of business, the entity incurs credit risk from trade debtors and transactions with financial institutions. The entity has a credit policy, which is used to manage this risk. As part of this policy, limits on exposure with counter parties had been set and are monitored on a regular basis.

The company has no significant concentrations of credit risk. It does not require any collateral or security to support financial instruments due to the quality of financial institutions and trade debtors dealt with.

Fair Values

The estimated fair values of the entity's financial assets and liabilities are their carrying values.

Note 10: Commitments

There were no financial commitments at balance date.

Note 11: Contingent Liabilities

There were no contingent liabilities at balance date

Note 12: Subsequent Events

2009 Pacific Mini-Games Limited dissolved and ceased trading on the 4 October 2010.

These accompanying notes should be read in conjunction with the Financial Statements.

NOTES TO THE FINANCIAL STATEMENTS
FOR THE YEAR ENDED 30 JUNE 2010

Note 13a: Plant, Property, and Equipment - 2010

Category	Opening Cost	Additions	Disposals	Closing Cost	Opening Accum Depn	Depreciation	Accum Depn on Disposals	Closing Accum Depreciation	Net Book Value
Sports Equipment	100,498	-	100,498	-	-	44,186	44,186	-	-
Bunk Equipment	306,634	-	306,634	-	-	134,819	134,819	-	-
Laser Boats	64,911	-	64,911	-	-	28,539	28,539	-	-
Bunk Equipment	58,756	-	58,756	-	-	25,833	25,833	-	-
Total Plant, Property, & Equipment	530,799	-	530,799	-	-	233,377	233,377	-	-

Note 13b: Plant, Property, and Equipment - 2009

Category	Opening Cost	Additions	Disposals	Closing Cost	Opening Accum Depn	Depreciation	Accum Depn on Disposals	Closing Accum Depreciation	Net Book Value
Sports Equipment	-	100,498	-	100,498	-	-	-	-	100,498
Bunk Equipment	-	306,634	-	306,634	-	-	-	-	306,634
Laser Boats	-	64,911	-	64,911	-	-	-	-	64,911
Outrigger Costs	-	58,756	-	58,756	-	-	-	-	58,756
Total Plant, Property, & Equipment	-	530,799	-	530,799	-	-	-	-	530,799